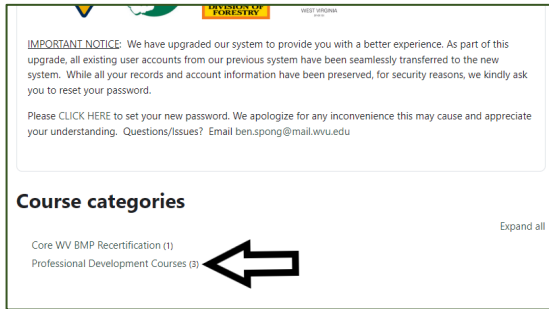


# Instructions for Completing MALT Webinars

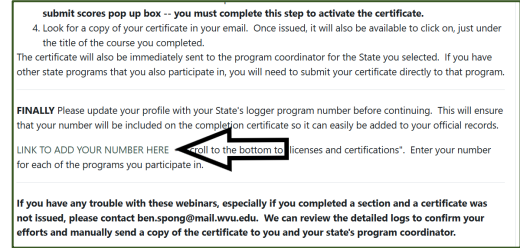
The Virginia SHARP Logger Program has partnered with West Virginia University to offer Continuing Education Credits for the recorded Mid-Atlantic Logger Training (MALT) Series. Follow these instructions to create an account and enroll.

**Step 1:** Go to <https://loggertraining.com>

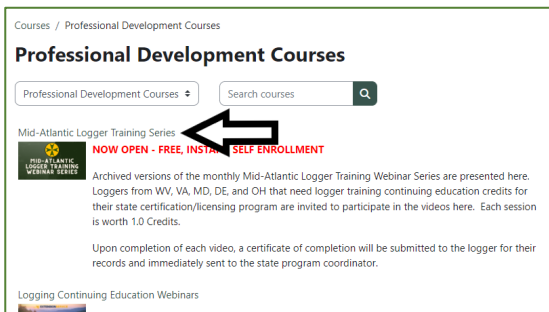
**Step 2:** Scroll down and click the course category Professional Development



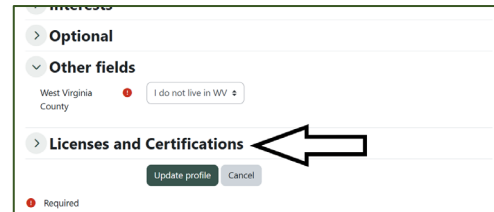
**Step 8:** In the General section, click the link to add your SHARP Logger Number.



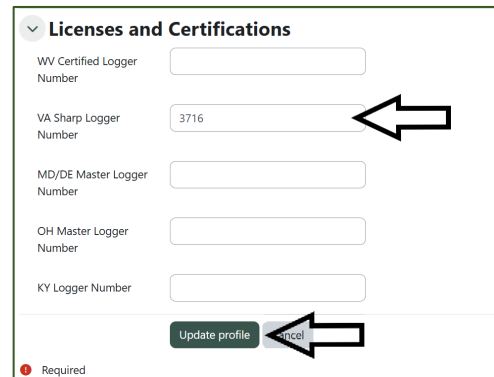
**Step 3:** Click Mid-Atlantic Logger Training Series.



**Step 9:** Scroll to the bottom of the page and click to expand the Licenses and Certifications dropdown.



**Step 10:** Enter your SHARP Logger Number. If you are qualified in any other state programs, you may enter those numbers too. Then click Update Profile.



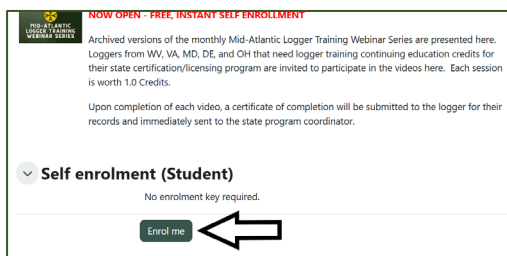
**Step 4A:** If you have used MALT webinars in the past, log in. You may need to reset your password and logger number by clicking "lost password". Skip to Step 12.

**Step 4B:** If you are new to MALT webinars, click "Create new account" and fill out the form to create a new account. WVU will send an email to the email address you entered.

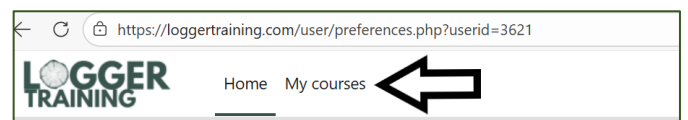
**Step 5:** Open the email from loggertraining.com. You might need to check your junk mail folder. Go to the confirmation website using the link in the email.

**Step 6:** Click Continue.

**Step 7:** Click Enrol me



**Step 11:** Click My courses.



**Step 12:** Click the Mid-Atlantic Logger Training Webinar Series card.

**Step 13:** Scroll down past General, West Virginia Certified Logger Program, and Maryland/Delaware Master Logger Program, until you get to Virginia SHARP Logger Program.

**Step 14:** Click on MALT Webinars to take them.